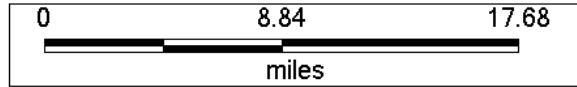







### RICHMOND, VA MSA



**Income as % of MSA Median**  
(# of Tracts in Range)

- $\geq 120\%$  (50)
- $80\% < 120\%$  (64)
- $50\% < 80\%$  (34)
- $0.01\% < 50\%$  (9)
- All Others (3)

 2023BRANCHLISTING10272023

-  Tract 2020
-  County 2020
-  Water
-  State

