








**BOSTON, MA MSA**


Income as % of MSA Median  
(# of Tracts in Range)

-   $\geq 120\%$  (125)
-   $80\% < 120\%$  (113)
-   $50\% < 80\%$  (70)
-   $0.01\% < 50\%$  (50)
-  All Others (31)

 03272023BRANCHLISTING

 County 2020

 Water

 State

